







	Description	Swab Name	Shaft	Transport Medium	Comments	TEST				SITES											
						Bacterial	Virus NAAT	Pertussis NAAT	Chlamydia / Gono.	Sterile sites	Wounds , Skin	Low nose	Naso-pharynx	Throat	Skin for Herpes	Conjunctival	Ear	Vaginal	Urethral	Cervix, Rectal / STI	
<b>White Screw Top Tube</b>		General purpose bacterial swab	Copan eSwab or Puritan Opti-Swab	Rigid clear snap-able	Liquid Amies Medium	* Use black BD tube for cervix (gonorrhoea NAAT), etc.	Y					Y	Y		Y	Y	Y		Y	*	
<b>Orange</b>		Small swab for ears, eyes, and urethral swabs for gonorrhoea	Copan 110C	Single, rigid wire-orange top	Amies	* Use black BD tube for gonorrhoea NAAT	Y								Y	Y			Y	*	
<b>Green Tube with standard rigid swab</b>		General viral testing (specify virus to test for)	Medical wire Virocult tube	Rigid white, snap-able	Liquid medium, screw top tube	Community Viral testing performed at Waikato hospital		Y					Y		Y	Y					
<b>Green Tube with thin flexi shaft swab</b>		Respiratory virus testing (including Influenza); AND Pertussis testing	Medical wire Virocult tube	Thin flexi naso-pharyngeal, snap-able	Liquid medium, screw top tube	Influenza/RSV, (nose &/or throat swab NOT suitable). Pertussis NAAT only, culture is NOT available.		Y	Y			Y									
<b>Black Screw Top Tube</b>		Chlamydia, Gonorrhoea Molecular testing	BD swab	Pink snap-able swab (NOT white swab)	Buffer	Recommended specimen: Female – vaginal or cervical swab; Male – first catch urine					Y				Y		Y		Y	Y	Y
		(Trichomonas on specific request)	BD urine preservative transport (UPT)	Transfer pipette	Urine preservative							Y									Y

ASPIRATES OR TISSUE SAMPLES PREFERABLE

NAAT = Nucleic acid amplification test