







	Description	Swab Name	Shaft	Transport Medium	Comments	TEST				SITES												
						Bacterial	Virus NAAT	Pertussis NAAT	Chlamydia / Gono.	Sterile sites	Wounds , Skin	Low nose	Naso-pharynx	Throat	Skin for Herpes	Conjunctival	Ear	Vaginal	Urethral	Cervix, Rectal / STI		
<b>White Screw Top Tube</b>		General purpose bacterial swab	Copan eSwab or Puritan Opti-Swab	Rigid clear snap-able	Liquid Amies Medium	* Use black BD tube for cervix (gonorrhoea NAAT)	Y					Y	Y		Y		Y	Y		Y	*	
<b>Orange</b>		Small swab for ears, eyes, and urethral swabs for gonorrhoea	Copan 110C	Single, rigid wire-orange top	Amies	* Use black BD tube for gonorrhoea NAAT	Y								Y	Y				Y	*	
<b>Green Screw top Tube</b>		General viral testing (specify virus to test for)	Medical wire Virocult tube	Soft, white, snap-able	Liquid medium, screw top tube	Some Viral testing performed at Waikato hospital		Y					Y		Y	Y	Y					
<b>Red Screw top Tube</b>		Respiratory virus testing (including Influenza), And Measles, Pertussis testing	Copan UTM swab	Fine plastic with flocced tip	Liquid medium, screw top tube	Influenza/RSV: Must be naso-pharyngeal swab, (nose &/or throat swab NOT suitable). Pertussis NAAT only, culture is NOT available.		Y	Y				Y									
<b>Black Screw Top Tube</b>		Chlamydia, Gonorrhoea Molecular testing	BD swab	Pink snap-able swab (NOT white swab)	Buffer	Recommended specimen: Female – vaginal or cervical swab; Male – first catch urine					Y			Y		Y		Y	Y	Y	Y	
		(Trichomonas on specific request)	BD urine preservative transport (UPT)	Transfer pipette	Urine preservative							Y									Y	

NAAT = Nucleic acid amplification test

UTM = Universal Transport Medium